



## Cabinet Door Selection Guide

Included in our Cabinet Door Selection Guide are the most common cabinet doors used in our architectural millwork. They are available in most domestic and imported wood species. If you're looking for unique or custom cabinets, we can help you find the perfect style to suit your needs. Just give us a call: (941) 951-0236.

Real Woods, Inc  
1230 N. East Ave  
Sarasota, FL 34237  
Phone: (941) 951-0236  
Fax: (941) 957-1758  
[www.realwoodsfl.com](http://www.realwoodsfl.com)



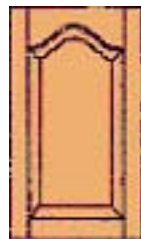
**SQ1**



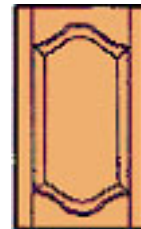
**OV1**



**OV2**



**C11**



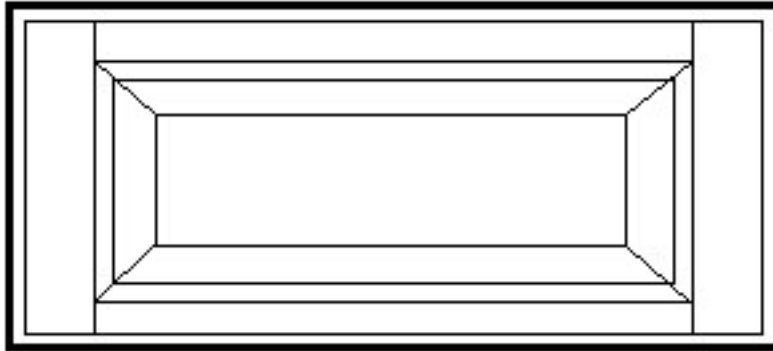
**C12**

Stile & rails for doors are 2-1/4" wide standard.

Stiles for 5 piece drawer fronts are 2-1/4" and the rails are 1-9/16" standard. Custom widths available on request.

Doors with applied molding have a 2-7/8" stile & rail standard, wider upon request. Drawer front rails are 2".


## 5 Piece Drawer Fronts



Top & Bottom Rail - 1-9/16" standard, wider upon request

Minimum Height - 5-7/8" for panel profiles of 1-1/8" or less

## Slab Drawer Fronts

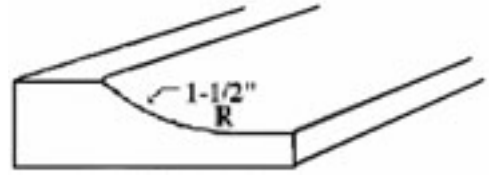


Edge profiles same as door edge profiles.

# Panel Profiles



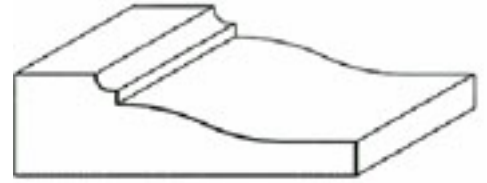
P1



P6



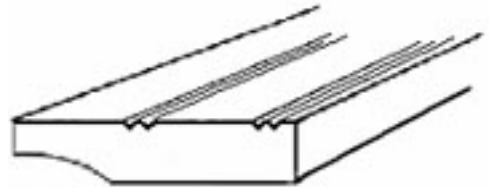
P2




P7



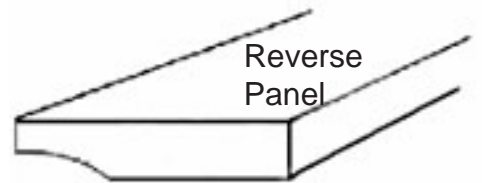
P3



P8



P4



P9



P5

# Profile Options

## Rail Profiles

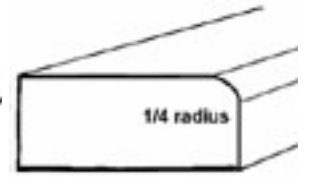
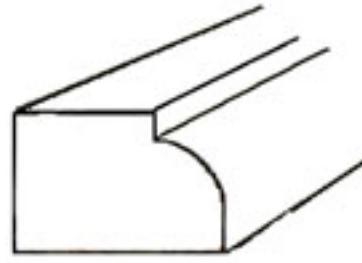
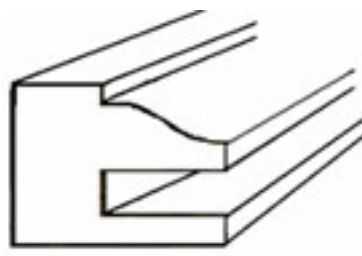
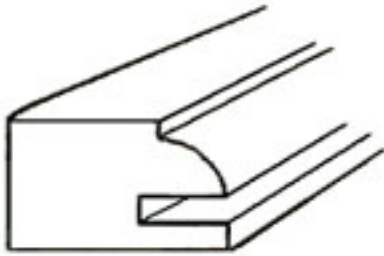
## Outside Edge Profiles

R1

R2

E1

E2

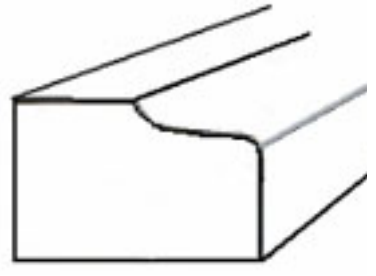
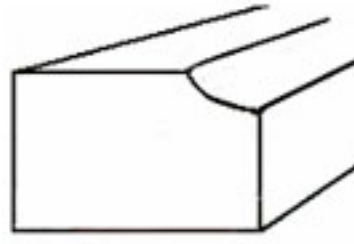
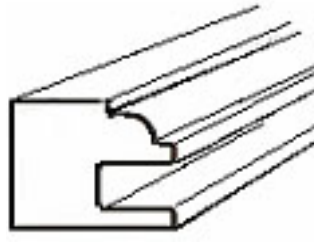
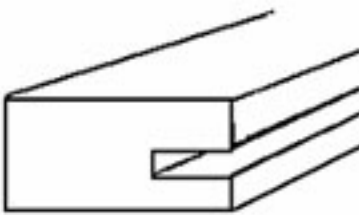


R3

R4

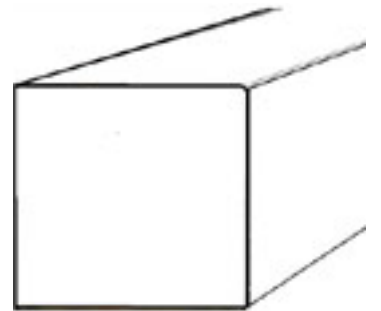
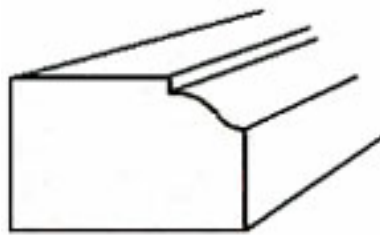
E3

E4



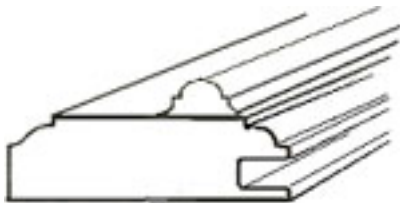
E5

E7



E8

E9



R4 with E5 and  
Applied Molding

Real Woods, Inc  
1230 N. East Ave  
Sarasota, FL 34237  
Phone: (941) 951-0236  
Fax: (941) 957-1758  
[www.realwoodsfl.com](http://www.realwoodsfl.com)

